

Format of Holding of Specified securities

1. Name of Listed Entity:STANDARD INDUSTRIES LTD
2. Scrip Code/Name of Scrip/Class of Security:530017,SIL,EQUITY SHARES
3. Share Holding Pattern Filed under: Reg. 31(1)(a)/Reg.31(1)(b)/Reg.31(1)(c)
 - a. if under 31(1)(b) then indicate the report for quarter ending 31/03/2018
 - b. if under 31(1)(c) then indicate date of allotment/extinguishment
4. Declaration : The Listed entity is required to submit the following declaration to the extent of submission of information:

	Particulars	YES*	NO*
a	Whether the Listed Entity has issued any partly paid up shares		NO
b	Whether the Listed Entity has issued any Convertible Securities or Warrants?		NO
c	Whether the Listed Entity has any shares against which depository receipts are issued?		NO
d	Whether the Listed Entity has any shares in locked-in?		NO
e	Whether any shares held by promoters are pledge or otherwise encumbered?		NO

*if the Listed Entity selectes the option 'NO' for the questions above, the columns for the partly paid up shares, Outstanding Convertible Securities/Warrants, depository receipts, locked-in shares, No of shares pledged or otherwise encumbered by promoters, as applicable, shall not be displayed at the time of dissemination on the Stock Exchange website. Also wherever there is 'No' declared by Listed entity in above table the values will be considered as 'Zero' by default on submission of the format of holding of specified securities.

5. The tabular format for disclosure of holding of specified securities is as follows:




Table I - Summary Statement holding of specified securities

Category	Category of Shareholder	No of Shareholders	No of fully paid up equity shares held	No of Partly paid-up equity shares held	No of Shares Underlying Depository Receipts	Total No of Shares Held (VII) = (IV)+(V)+(VI)	Shareholding as a % of total no of shares (As a % of (A+B+C2))	Number of Voting Rights held in each class of securities			No of Shares Underlying Outstanding convertible securities (including Warrants)	Shareholding as a % assuming full conversion of convertible Securities (as a percentage of	Number of Locked in Shares		Number of Shares pledged or otherwise encumbered		Number of equity shares held in dematerialised form
								No of Voting Rights		Total as a % of (A+B+C)			No.	As a % of total Shares held	No.	As a % of total Shares held	
								Class X	Class Y	Total			(X)	(XI)	(XII)	(XIII)	
(I)	(II)	(III)	(IV)	(V)	(VI)	(VII)	(VIII)	(IX)	(X)	(XI)	(XII)	(XIII)	(XIV)	(XV)			
(A)	Promoter & Promoter Group	7	12962042	0	0	12962042	20.15	12962042	0	12962042	20.15	0	0.00	0	0.00	12962042	
(B)	Public	28759	51366899	0	0	51366899	79.85	51366899	0	51366899	79.85	0	0.00	NA	NA	24627535	
(C)	Non Promoter-Non Public																
(C1)	Shares underlying DRs	0	0	0	0	0	NA	0	0	0	0.00	0	0.00	NA	NA	0	
(C2)	Shares held by Employees Trusts	0	0	0	0	0	0.00	0	0	0	0.00	0	0.00	NA	NA	0	
	Total:	28766	64328941	0	0	64328941	100.00	64328941	0	64328941	100.00	0	0.00	0	0.00	37589577	




Table II - Statement showing shareholding pattern of the Promoter and Promoter Group

Category	Category & Name of the Shareholder	PAN	No of Shareholders	No of fully paid up equity shares held	No of Partly paid-up equity shares held	No of Shares Underlying Depository Receipts	Total No of Shares Held (IV+V+VI)	Shareholding as a % of total no of shares (calculated as per SCRR, 1957 (VIII) As a % of (A+B+C2)	Number of Voting Rights held in each class of securities			No of Shares Underlying Outstanding convertible securities (Including Warrants)	Shareholding as a % assuming full conversion of convertible Securities (as a percentage of diluted share capital) (VII)+(X) As a % of (A+B+C2)	Number of Locked in Shares		Number of Shares pledged or otherwise encumbered		Number of equity shares held in dematerialized form	
									No of Voting Rights					Total as a % of (A+B+C)	No.	As a % of total Shares held	No.		As a % of total Shares held
									Class X	Class Y	Total								
	(i)	(ii)	(iii)	(iv)	(v)	(vi)	(vii)	(viii)	(ix)			(x)	(xi)	(xii)	(xiii)	(xiv)			
(1)	Indian																		
(a)	Individuals/Hindu undivided Family		0	0	0	0	0	0.00	0	0	0	0.00	0	0.00	0	0.00	0	0.00	0
(b)	Central Government/State Government(s)		0	0	0	0	0	0.00	0	0	0	0.00	0	0.00	0	0.00	0	0.00	0
(c)	Financial Institutions/Banks		0	0	0	0	0	0.00	0	0	0	0.00	0	0.00	0	0.00	0	0.00	0
(d)	Any Other		6	12948487	0	0	12948487	20.13	12948487	0	12948487	20.13	0	20.13	0	0.00	0	0.00	12948487
	GAGALBHAI INVESTMENTS PRIVATE LIMITED	AAACG1997R	1	11000	0	0	11000	0.02	11000	0	11000	0.02	0	0.02	0	0.00	0	0.00	11000
	PRADEEP INVESTMENTS PRIVATE LIMITED	AAACP3333N	1	11000	0	0	11000	0.02	11000	0	11000	0.02	0	0.02	0	0.00	0	0.00	11000
	STANROSE MAFATLAL INVESTMENTS & FINANCE LIMITED	AAACSS513K	1	12404487	0	0	12404487	19.28	12404487	0	12404487	19.28	0	19.28	0	0.00	0	0.00	12404487
	SHELADEEP INVESTMENTS PRIVATE LIMITED	AAACS7466D	1	11000	0	0	11000	0.02	11000	0	11000	0.02	0	0.02	0	0.00	0	0.00	11000
	VINADEEP INVESTMENTS PRIVATE LIMITED	AAACV1490J	1	11000	0	0	11000	0.02	11000	0	11000	0.02	0	0.02	0	0.00	0	0.00	11000
	SHANUDEEP PRIVATE LIMITED	AAACS0267J	1	500000	0	0	500000	0.78	500000	0	500000	0.78	0	0.78	0	0.00	0	0.00	500000
	Sub-Total (A)(1)		6	12948487	0	0	12948487	20.13	12948487	0	12948487	20.13	0	20.13	0	0.00	0	0.00	12948487
(2)	Foreign																		
(a)	Individuals (Non-Resident Individuals/Foreign Individuals)		1	13555	0	0	13555	0.02	13555	0	13555	0.02	0	0.02	0	0.00	0	0.00	13555
	PRADEEP RASESH MAFATLAL	AAJPM7495N	1	13555	0	0	13555	0.02	13555	0	13555	0.02	0	0.02	0	0.00	0	0.00	13555
(b)	Government		0	0	0	0	0	0.00	0	0	0	0.00	0	0.00	0	0.00	0	0.00	0
(c)	Institutions		0	0	0	0	0	0.00	0	0	0	0.00	0	0.00	0	0.00	0	0.00	0
(d)	Foreign Portfolio Investor		0	0	0	0	0	0.00	0	0	0	0.00	0	0.00	0	0.00	0	0.00	0
(e)	Any Other		0	0	0	0	0	0.00	0	0	0	0.00	0	0.00	0	0.00	0	0.00	0
	Sub-Total (A)(2)		1	13555	0	0	13555	0.02	13555	0	13555	0.02	0	0.02	0	0.00	0	0.00	13555
	Total Shareholding of Promoter and Promoter Group (A)=(A)(1)+(A)(2)		7	12962042	0	0	12962042	20.15	12962042	0	12962042	20.15	0	20.15	0	0.00	0	0.00	12962042




Table III - Statement showing shareholding pattern of the Public shareholder

Category	Category & Name of the Shareholder	PAN	No of Shareholders	No of fully paid up equity shares held	No of Partly paid-up equity shares held	No of Shares Underlying Depository Receipts	Total No of Shares Held (IV+V+VI)	Shareholding as a % of total no of shares (A+B+C2)	Number of Voting Rights held in each class of securities			No of Shares Underlying Outstanding convertible securities (Including Warrants)	Shareholding as a % assuming full conversion of convertible Securities (as a percentage of diluted share capital)	Number of Locked in Shares		Number of Shares pledged or otherwise encumbered		Number of equity shares held in dematerialized form					
									No of Voting Rights					Total as a % of (A+B+C)	No.	As a % of total Shares held	No.		As a % of total Shares held				
									Class X	Class Y	Total									No.	As a % of total Shares held	No.	As a % of total Shares held
(I)	(II)	(III)	(IV)	(V)	(VI)	(VII)	(VIII)	(IX)	(X)	(XI)	(XII)	(XIII)	(XIV)										
(1)	Institutions		13	66459	0	0	66459	0.10	66459	0	66459	0.10	0	0.00	NA	NA	3892						
(a)	Mutual Funds		0	0	0	0	0	0.00	0	0	0	0.00	0	0.00	NA	NA	0						
(b)	Venture Capital Funds		0	0	0	0	0	0.00	0	0	0	0.00	0	0.00	NA	NA	0						
(c)	Alternate Investment Funds		0	0	0	0	0	0.00	0	0	0	0.00	0	0.00	NA	NA	0						
(d)	Foreign Venture Capital Investors		0	0	0	0	0	0.00	0	0	0	0.00	0	0.00	NA	NA	0						
(e)	Foreign Portfolio Investors		0	0	0	0	0	0.00	0	0	0	0.00	0	0.00	NA	NA	0						
(f)	Financial Institutions/Banks		15	42239	0	0	42239	0.07	42239	0	42239	0.07	0	0.00	NA	NA	3079434						
(g)	Insurance Companies		8	3079994	0	0	3079994	4.79	3079994	0	3079994	4.79	0	0.00	NA	NA	1311631						
	LIFE INSURANCE CORPORATION OF INDIA	AAAC10582H	1	1311631	0	0	1311631	2.04	1311631	0	1311631	2.04	0	0.00	NA	NA	1113472						
	THE ORIENTAL INSURANCE COMPANY LIMITED	AAACT0627R	1	1113472	0	0	1113472	1.73	1113472	0	1113472	1.73	0	0.00	NA	NA	0						
(h)	Provident Funds/Pension Funds		0	0	0	0	0	0.00	0	0	0	0.00	0	0.00	NA	NA	0						
(i)	Any Other		34	3188692	0	0	3188692	4.96	3188692	0	3188692	4.96	0	0.00	NA	NA	3109298						
	Sub Total (B)(1)		0	0	0	0	0	0.00	0	0	0	0.00	0	0.00	NA	NA	0						
(2)	Central Government/State Government(s)/President of India		0	0	0	0	0	0.00	0	0	0	0.00	0	0.00	NA	NA	0						
	Sub Total (B)(2)		0	0	0	0	0	0.00	0	0	0	0.00	0	0.00	NA	NA	0						
(3)	Non-Institutions		28167	12890884	0	0	12890884	20.04	12890884	0	12890884	20.04	0	0.00	NA	NA	11275953						
(a)	i. Individual shareholders holding nominal share capital up to Rs.2 lakhs		46	4561045	0	0	4561045	7.09	4561045	0	4561045	7.09	0	0.00	NA	NA	4561045						
	ii. Individual shareholders holding nominal share capital in excess of Rs. 2		1	671559	0	0	671559	1.04	671559	0	671559	1.04	0	0.00	NA	NA	671559						
	TUSHAD KHURSHED COOPER	AAAPC5659F	1	671559	0	0	671559	1.04	671559	0	671559	1.04	0	0.00	NA	NA	0						
(b)	NBFCs Registered with RBI		5	1168439	0	0	1168439	1.82	1168439	0	1168439	1.82	0	0.00	NA	NA	1167767						
	INTERNATIONAL FINANCIAL SERVICES LTD.	AA8C14685H	1	1163517	0	0	1163517	1.81	1163517	0	1163517	1.81	0	0.00	NA	NA	1163517						
(c)	Employee Trusts		0	0	0	0	0	0.00	0	0	0	0.00	0	0.00	NA	NA	0						
(d)	Overseas Depositories (Holding DRs)(Balancing figure)		0	0	0	0	0	0.00	0	0	0	0.00	0	0.00	NA	NA	0						
(e)	Any Other		7	160569	0	0	160569	0.25	160569	0	160569	0.25	0	0.00	NA	NA	150759						
	TRUSTS		1	25000000	0	0	25000000	38.86	25000000	0	25000000	38.86	0	0.00	NA	NA	0						
	OVERSEAS CORPORATE BODIES		1	25000000	0	0	25000000	38.86	25000000	0	25000000	38.86	0	0.00	NA	NA	0						
	SATIN LIMITED	S0016650	1	25000000	0	0	25000000	38.86	25000000	0	25000000	38.86	0	0.00	NA	NA	186717						
	NON RESIDENT INDIANS		70	196438	0	0	196438	0.31	196438	0	196438	0.31	0	0.00	NA	NA	15241						
	CLEARING MEMBERS		11	15241	0	0	15241	0.02	15241	0	15241	0.02	0	0.00	NA	NA	213441						
	NON RESIDENT INDIAN NON REPATRIABLE		117	213441	0	0	213441	0.33	213441	0	213441	0.33	0	0.00	NA	NA	3545876						
	BODIES CORPORATES		293	3570712	0	0	3570712	5.55	3570712	0	3570712	5.55	0	0.00	NA	NA	399347						
	I E P F		1	399347	0	0	399347	0.62	399347	0	399347	0.62	0	0.00	NA	NA	2091						
	FOREIGN NATIONALS		7	2091	0	0	2091	0.00	2091	0	2091	0.00	0	0.00	NA	NA	21518237						
	Sub Total (B)(3)		28725	48178207	0	0	48178207	74.89	48178207	0	48178207	74.89	0	0.00	NA	NA	24627535						
	Total Public Shareholding (B) = (B)(1)+(B)(2)+(B)(3)		28759	51366899	0	0	51366899	79.85	51366899	0	51366899	79.85	0	0.00	NA	NA	24627535						




Table IV - Statement showing shareholding pattern of the Non Promoter - Non Public Shareholder

Category	Category & Name of the Shareholder	PAN	No of Shareholders	No of fully paid up equity shares held	No of Partly paid-up equity shares held	No of Shares Underlying Depository Receipts	Total No of Shares Held (IV+V+VI)	Shareholding as a % of total no of shares (A+B+C2)	Number of Voting Rights held in each class of securities			No of Shares Underlying Outstanding convertible securities (Including Warrants)	Shareholding as a % assuming full conversion of convertible Securities (as a percentage of diluted share capital)	Number of Locked In Shares		Number of Shares pledged or otherwise encumbered		Number of equity shares held in dematerialized form
									No of Voting Rights		Total as a % of (A+B+C)			No.	As a % of total Shares held	No.	As a % of total Shares held	
									Class X	Class Y	Total							
	(i)	(ii)	(iii)	(iv)	(v)	(vi)	(vii)	(viii)	(ix)			(x)	(xi)	(xii)		(xiii)	(xiv)	
(1)	Custodian/DR Holder		0	0	0	0	0	0.00	0	0	0	0.00	0	0.00	NA	NA	0	
(2)	Employee Benefit Trust (under SEBI(Share based Employee Benefit) Regu		0	0	0	0	0	0.00	0	0	0	0.00	0	0.00	NA	NA	0	
	Total Non-Promoter-Non Public Shareholding (C) = (C)(1)+(C)(2)		0	0	0	0	0	0.00	0	0	0	0.00	0	0.00			0	

